



PRIOR

ML - SERIES

SPECIFICATIONS

FAMILY RANGE

Code	Power	Dimensions
ML-5516-12	12W	Ø85*H47mm
ML-5516-18	18W	Ø105*H52mm
ML-5516-24	24W	Ø125*H57mm

PARAMETERS

Efficacy	85lm/W
CRI	>90
Adjustable	NO
Color Consistency	SDCM
Pf	0.9
Input Voltage	DC 48V
Operating Temp.	-10°C~40°C
Working Hours	50,000 Hrs

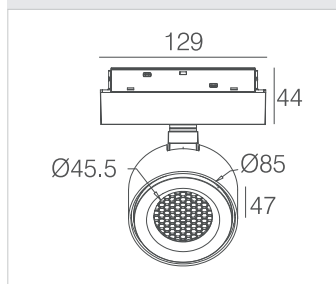
APPLICATION

- Modern Work spaces
- Institutions
- Retail Outlets
- Hotels
- High end Villa's

RELATED PARTS

Code	Track Rail
ML-5519	-Surface Mounted / Suspended
ML-5520	-Recessed Track Rail

DRAWING Unit:mm



LED

COB



CCT



Trio CCT
2700K
3000K
4000K

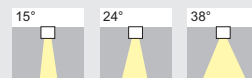
Finish



Material Description

Housing: Aluminum

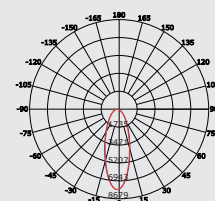
Beam Angle



Dimming Options



Photometric



For detailed technical project cut sheet can be requested by our online portal at www.priorled.com

