


TD SERIES

SPECIFICATIONS



FAMILY RANGE

Code	Power	Dimensions	Cut-out 
TD-1033-05	05W	Φ60*H44mm	Φ50mm
TD-1033-07	07W	Φ70*H48mm	Φ60mm
TD-1033-12	12W	Φ80*H48mm	Φ70mm

PARAMETERS

Efficacy	100lm/W
CRI	>90
Adjustable	NO
Color Consistency	SDCM<6
Pf	0.9
Input Voltage	AC220-240V 50/60Hz
Operating Temp.	-20°C~60°C
Working Hours	50,000 Hrs

APPLICATION

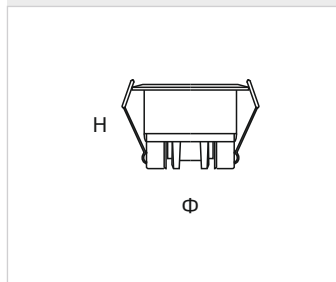
1. Residential Applications:

- Living Rooms
- Bedrooms
- Kitchens
- Bathrooms
- Hallways

2. Commercial Applications:

- Offices
- Retail Spaces
- Restaurants and Bars
- Hotels and Hospitality
- Showrooms

DRAWING Unit:mm



LED

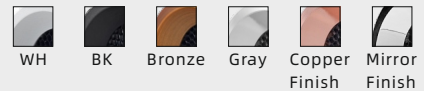
COB



CCT

- 2700K
- 4000K
- 5000K

Finish



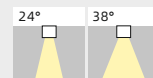
Material Description

Housing: Die-cast aluminum

Reflector: Mirror finished aluminum

Diffuser: PMMA Opal pc Lens

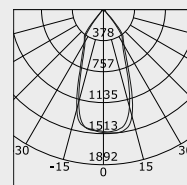
Beam Angle



Dimming Options



Photometric



For detailed technical project cut sheet can be requested by our online portal at www.priorled.com

